




ego



TEMPERED BY THE PASSING OF TIME



The Ego collection, inspired by an ancient Mexican stone, tempered by the passing of time, features a surface that enhances its blend of granite and limestone.

The effect is a varied design that enlivens the surfaces, which are available in four shades: Avorio, Sabbia, Grigio and Grigio Scuro, in the 60x120, 20x120, 60x60, 30x60, 6,5x60 cm sizes.

The collection is completed by the Trame decor, which, combined with the plain tiles, increases the number of design possibilities.

Also available in a technical version in the 60x120 cm size.




NUANCE

AVORIO

SABBIA

GRIGIO

GRIGIO SCURO



D E C O R O T R A M A

E G O

[AVORIO]

E G O

*"Non cercare di splendere come la giada,
Ma sii semplice come la pietra.*
LAO TZU



Trame Avorio Nat. Rett. 60x120 - 23^{5/8}"x47^{1/4}"



Avorio Nat. Rett. 60x120 - 23^{5/8}"x47^{1/4}"
Trame Avorio Nat. Rett. 60x120 - 23^{5/8}"x47^{1/4}"





Avorio Nat. Rett.60x120 - 23^{5/8}"x47^{1/4}" | 20x120 - 7^{7/8}" x47^{1/4}"
Listello Blu Elettrico 0,5x119,8 - 3^{1/16}"x47^{3/16}"
Alter Sbiancato Nat. Rett. 20x120 - 7^{7/8}" x47^{1/4}"



E G O

SABBIA

E G O

*"Meglio un diamante con un difetto
che una pietra senza."*
CONFUCIO



Sabbia Nat. Rett. 60x120 - 23⁵⁸x47^{1/4}



Sabbia Nat. Rett. 60x120 - 23^{5/8} x 47^{1/4} | 6,5x60 - 2^{9/16} x 23^{5/8}"
Alter Miele Nat. Rett. 6,5x60 - 2^{9/16} x 23^{5/8}"





Sabbia Nat. Rett. 60x120 - 23⁵/₈"x47¹/₄" | 60x60 - 23⁵/₈"x 23⁵/₈"
Trame Sabbia Nat. Rett. 30x60 - 11¹³/₁₆"x23⁵/₈"



E G O

GRIGIO

E G O

*"Le pietre respirano.
Una volta ogni mille anni
e la nostra vita è troppo breve per accorgersene"*

FABRIZIO CARAMAGNA



Grigio Nat. Rett. 60x120 - 23^{5/8}"x47^{1/4}" | 6,5x60 - 2^{9/16}"x23^{5/8}" | Alter Noce Nat. Rett. 6,5x60 - 2^{9/16}"x23^{5/8}"



Grigio Nat. Rett. 60x120 - 23^{5/8} x 47^{1/4} | 30x60 - 11^{13/16} x 23^{5/8} | 6,5x60 - 2^{9/16} x 23^{5/8}
Alter Noce Nat. Rett. 6,5x60 - 2^{9/16} x 23^{5/8}





Grigio Nat. Rett. 60x60 - 23^{5/8}"x23^{5/8}" | 6,5x60 - 2^{9/16}"x23^{5/8}"



E G O

GRIGIO SCURO

E G O

*"Di autenticamente estetico
non c'è che la relazione"*
UMBERTO ECO



Grigio Scuro Nat. Rett. 60x120 - 23^{5/8}"x47^{1/4}"



Grigio Scuro Nat. Rett. 60x120 - 23^{5/8}"x47^{1/4}" | 6,5x60 - 29^{1/16}"x23^{5/8}"





Grigio Scuro Nat. Rett. 60x120 - 23^{5/8}"x47^{1/4}" | 60x60 - 23^{5/8}"x 23^{5/8}" | 30x60 - 11^{13/16}"x 23^{5/8}" | 6,5x60 - 2^{9/16}"x23^{5/8}"
Listello Ottone 0,5x119,8 - 3/16"x47^{3/16}"





Grigio Scuro Nat. Rett. 60x120 - 23^{5/8}"x47^{1/4}"



20MM



Ego Grigio 20MM Nat. Rett. 60x120 - 23⁵/₈"x47¹/₄"






High-Performing good looks.

Ego 20MM delivers the ideal combination of exquisite appearance and outstanding technical performances in the most widely varying outdoor locations. Paths, pavements and other outdoor solutions that merge perfectly into the surrounding environment and seamlessly continue indoor design schemes can be created with a material offering exceptional resistance to loads, weather and other atmospheric factors.

Easily installed dry on grass, sand and gravel, **Ego 20MM** can also be glued to concrete screeds for vehicle-resistant pavings, or for other projects in commercial or public contexts with heavy traffic, and is perfect for raised floors.

Ego 20MM enables stylish design solutions while meeting all the technical demands of contemporary architecture.





60x120

20x120

60x60

30x60

6,5x60



COLOR

COLOURS / SIZES

AVORIO



60x120 - 23^{5/8}"x47^{1/4}"

EGNZ Avorio Nat. Rett.

● **T31**

EGP9 Avorio Tecnica Rett.

● **T31**



20x120 - 7^{7/8}" x47^{1/4}"

EGQE Avorio Nat. Rett.

● **T63**



60x60 - 23^{5/8}"x23^{5/8}"

EHE3 Avorio Nat. Rett. ● **T17**



6,5x60 - 2^{9/16}"x23^{5/8}"

EGRM Avorio Nat. Rett. ● **T49**

TRAME AVORIO



60x120 - 23^{5/8}"x47^{1/4}"

EGR1 Avorio Nat. Rett.

● **T37**



20x120 - 7^{7/8}" x47^{1/4}"

EGR6 Avorio Nat. Rett.

● **T69**

SABBIA




60x120 - 23^{5/8}"x47^{1/4}"

EGP0 Sabbia Nat. Rett.

● **T31**

EGPA Sabbia Tecnica Rett.

● **T31**



20x120 - 7^{7/8}" x47^{1/4}"

EGQF Sabbia Nat. Rett.

● **T63**



60x60 - 23^{5/8}"x23^{5/8}"

EHE4 Sabbia Nat. Rett. ● **T17**



6,5x60 - 2^{9/16}"x23^{5/8}"

EGRN Sabbia Nat. Rett. ● **T49**

TRAME SABBIA



60x120 - 23^{5/8}"x47^{1/4}"

EGR2 Sabbia Nat. Rett.

● **T37**




20x120 - 7^{7/8}" x47^{1/4}"

EGR7 Sabbia Nat. Rett.

● **T69**


GRIGIO



60x120 - 23^{5/8}"x47^{1/4}"
EGP1 Grigio Nat. Rett. ● **T31**
EGPC Grigio Tecnica Rett. ● **T31**



20x120 - 7^{7/8}" x47^{1/4}"
EQQG Grigio Nat. Rett. ● **T63**



60x60 - 23^{5/8}"x23^{5/8}"
EHE5 Grigio Nat. Rett. ● **T17**



6,5x60 - 2^{9/16}"x23^{5/8}"
EGRP Grigio Nat. Rett. ● **T49**

TRAME GRIGIO



60x120 - 23^{5/8}"x47^{1/4}"
EGR3 Grigio Nat. Rett. ● **T37**



20x120 - 7^{7/8}" x47^{1/4}"
EGR8 Grigio Nat. Rett. ● **T69**

GRIGIO SCURO



60x120 - 23^{5/8}"x47^{1/4}"
EGP2 Grigio Scuro Nat. Rett. ● **T31**
EGPD Grigio Scuro Tecnica Rett. ● **T31**



20x120 - 7^{7/8}" x47^{1/4}"
EQQH Grigio Scuro Nat. Rett. ● **T63**



60x60 - 23^{5/8}"x23^{5/8}"
EHE6 Grigio Scuro Nat. Rett. ● **T17**



6,5x60 - 2^{9/16}"x23^{5/8}"
EGRQ Grigio Scuro Nat. Rett. ● **T49**

TRAME GRIGIO SCURO



60x120 - 23^{5/8}"x47^{1/4}"
EGR4 Grigio Scuro Nat. Rett. ● **T37**



20x120 - 7^{7/8}" x47^{1/4}"
EGR9 Grigio Scuro Nat. Rett. ● **T69**

DECOR

DECORS


MOSAICO 5x5*

Tessere 4,8x4,8 - 1^{7/8}"x1^{7/8}"



30x30 - 11^{13/16}"x11^{13/16}"

EGXP Avorio Nat. ● A86




30x30 - 11^{13/16}"x11^{13/16}"

EGXQ Sabbia Nat. ● A86



30x30 - 11^{13/16}"x11^{13/16}"

EGXR Grigio Nat. ● A86



30x30 - 11^{13/16}"x11^{13/16}"


EGXS Grigio Scuro Nat. ● A86

20MM

COLOUR

COLOURS / SIZES

SABBIA




60x120 - 23^{5/8}"x47^{1/4}"

EHTV Sabbia Nat. Rett.

● T75

GRIGIO



60x120 - 23^{5/8}"x47^{1/4}"

EHVU Grigio Nat. Rett.

● T75

20mm trims available on request.

SPECIAL

TRIMS

	Size								
		Avorio	Sabbia	Grigio	Grigio Scuro				
 Battiscopa - Skirting	Nat. Rett. 7x60 - 2 ^{3/4} "x23 ^{5/8} " Pcs. Box. 15 - LM x Box 9,00	EGXZ	EGY0	EGY1	EGY2				
	Nat. Rett. 4,6x120 - 1 ^{13/16} "x47 ^{1/4} " Pcs. Box. 6 - LM x Box 7,20	EGXU	EGXV	EGXW	EGXX				
 Gradino - Stair Tread	Nat. Rett. 33x120 - 12 ^{15/16} "x47 ^{1/4} " Pcs. Box 2 - LM x Box 2,40	EGY4	EGY5	EGY6	EGY7				
 Gradone - Step	Nat. Rett. 33x120x3,2x3,2 12 ^{15/16} "x47 ^{1/4} "x1 ^{1/4} "x1 ^{1/4} " Pcs. Box 2 - LM x Box 2,40	EGY9	EGYA	EGYC	EGYD				
 Angolare Dx Sx Corner Tile Dx Sx	Nat. Rett. 33x120x3,2x3,2 12 ^{15/16} "x47 ^{1/4} "x1 ^{1/4} "x1 ^{1/4} " Pcs. Box 1 - LM x Box 1,20	DX EGYF	SX EGYL	DX EGYG	SX EGYM	DX EGYH	SX EGYN	DX EGYJ	SX EGYP

20mm trims available on request.

PACKING AND WEIGHT

Size	Thickness	Pieces x Sqm	Pieces x Box	Sqm x Box	Weight x Box	Boxes x Pal.	Sqm x Pal.	Weight x Pal.
cm	mm				Kg			Kg
60x120 Naturale - Tecnica	9,5	1,39	2	1,440	31,68	36	51,84	1140
20x120 Naturale	9,5	4,17	4	0,960	21,12	40	38,40	845
60x60 Naturale	9,5	2,78	3	1,080	23,76	40	43,20	950
6,5x60 Naturale	9,5	25,64	15	0,585	12,87	64	37,44	824
60x120 Trame Naturale	9,5	1,39	2	1,440	31,68	36	51,84	1140
20x120 Trame Naturale	9,5	4,17	4	0,960	21,12	40	38,40	845
30x60 Trame Naturale	9,5	5,56	6	1,080	23,76	48	51,84	1140
30x30 Mosaico 5X5 Naturale	9,5	11,11	5	0,450	8,73	60	27,00	524
60x120 Naturale 20MM	20	1,39	1	0,720	33,12	36	25,92	1192

Dry - Pressed Ceramic Tiles ISO 13006 Annex G - UNI EN 14411 Annex G - Bla GL


Technical Features	Standard	Value	
Water absorption (Average value expressed in %)	UNI EN ISO 10545/3	CONFORME	
	ASTM C373	COMPLIANT	
Modulus of rupture	SPESSORE	9,5 mm	20MM
	UNI EN ISO 10545/4	≥ 45 N/mm ²	≥ 45 N/mm ²
Breaking strength	UNI EN ISO 10545/4	≥ 2000 N	≥ 12000 N
	ASTM C648	400 Lbs	700 Lbs
Frost resistance	UNI EN ISO 10545/12	CONFORME	
	ASTM C1026	UNAFFECTED	
Chemical resistance to high and low acid and basic concentrations	UNI EN ISO 10545/13	A - LA - HA	
	ASTM C-650	UNAFFECTED	
Stain resistance	UNI EN ISO 10545/14	5	
Slip resistance		NAT.	TECNICA - 20MM
	DIN EN 16165 Annex B	R10	R11
	DIN EN 16165 Annex A	B (A+B)	C (A+B+C)
	ANSI A326.3:2017 DCOF	WET ≥ 0,50	WET ≥ 0,65
	B.C.R.A. D.M. N. 236 14/6/89	≥ 0,40	≥ 0,40
	AS 4586-2013 Anexo A	P2	P4
	BS 7976-2: 2002 BSEN13036-4:2011 Pendulum testers	< 36 Moderate Slip potential	> 36 Low Slip potential
	UNE 41901:2017 EX DB SUA (actual)	-	3



PRODUCT CERTIFIED FOR LOW CHEMICAL EMISSIONS: UL.COM/EGG UL 2818



放射性水平A类



QUANTUM

TILES. STONE. CORK.

Improving life's spaces.

0800 525 585
hello@qcg.co.nz

Palmerston North Showroom
20 Kaimanawa Street, Kelvin Grove

Auckland Showroom
21 Davis Crescent, Newmarket

in @ f

www.qcg.nz

