



FEZ WARM MATT



FEZ COPPER GLOSS



FEZ STEEL MATT

A modern interpretation on the classic subway tile, Fez exhibits new opportunity in design with a slightly smaller format in an array of striking on-trend tones. The handcrafted effects both on edge and surface add whimsical touches of yesteryear, whilst the subtle variance in tone throughout the installation ensures authenticity.

PRODUCT: **Glazed ceramic**

APPLICATION: **Walls**

VARIATION <sup>(1)</sup>: **V2**

WARRANTY <sup>(2)</sup>: **15 Years**

ORIGIN: **Spain**

(1) This reflects the level of variation in the tone or pattern. V1 being no variation, and V4 being very high variation. (2) If further details are required regarding our warranty or terms - please contact our team on sales@qcg.co.nz or 0800 525 585.

TECHNICAL	STANDARD	VALUE	
Compliant with standards EN 14411 annex G group Bla. Compliant with standards ISO 13006 annex G group Bla.			
💧 Water absorption	EN ISO 10545-3	<5-7%	
❄️ Frost Resistance	EN ISO 10545-12	✓	
🧪 Chemical resistance	EN ISO 10545-13	✓	
↔️ Size variation	EN ISO 10545-2	-	
📏 Thickness	-	7.5mm	
📐 Edges	-	Hand fashioned edges	
💎 Hardness (MOHS)	EN 101	-	
📐 Faces	-	-	
⚡ Breaking Strength	EN ISO 10545-4	-	
		<b>Matt</b>	<b>Gloss</b>
👤 Slip Resistance	DIN 51130 (R) *	-	-
	AS/NZS 4586:2013 (SRV)	-	-
	Average BP (P)	-	-

## BPIR (Building Product Information Requirements)

**B2.3.1.(c) (i) and (ii);** Quantum tiles have a durability performance warranty of 15 years once installed according to accepted industry tiling standards. This includes the surface glazes and composition of the tile itself.

**C3.4 (a) and (b);** Quantum tiles remain non-combustible and resistant to all potential fire hazards. They meet Group 1-S for all applications and surpass the min Critical Radiant Flux 4.5kW/m2.

**D1.3.3 (d);** All Quantum tiles noted as 'Slip-resistant', 'Structured', 'Grip' or 'Anti-Slip', will meet minimum SRV (Slip Resistance Value) measures that comply with the building code (NZBC) for 'Access Routes' under normal conditions of use. These tiles are tested and verified in New Zealand using accredited agencies with test reports readily available.

**E3.3.3, E3.3.4, E3.3.5, E3.3.6;** All Quantum 'glazed' or 'full or colored body' ceramic and porcelain tiles remain an 'acceptable surface solution', and provide an impervious surface on both floors and walls. All floor tiles and the majority of all wall tiles achieve a maximum of 6% water absorption. Where water absorption is greater than 6% - please note; There must be no cracks or damage to the glaze, and grout in joints must reach the glazed surface and be waterproofed to restrict and seal against the permeation of water. Water absorption values are stated in the technical data above.

**F2.3.1;** Quantum tiles do not pose any health hazard or give rise to any harmful concentrations at the surface of the material where the material is exposed.

Quantum tiles are very resilient and have few limitations. They are highly resistant to normal wear, sun, UV, and moisture however there are some conditions to consider;

- External tile applications will be limited to porcelain for low water absorption to ensure integrity in frost conditions.
- Full immersion applications, i.e., pools, will be limited to porcelain or specific pool-rated ceramic tiles.
- Dropping of any heavy items i.e., hammers, pots/pans etc, may chip or crack the surface. This is not considered wear and tear.

For areas requiring slip-resistance, the suitable surface must be selected and installed in accordance with the NZ Building Code (NZBC) to ensure the surface remains safe and fit for purpose.

Regular cleaning and maintenance of the surface will maintain hygienic surface conditions and retain any textural or slip-resistant properties. Please refer to our 'Maintenance and Care Guide' for directions and recommendations on regular cleaning routines.

Tiles must be installed according to the AS Acceptable Tiling Standards Guide by professional installers who have this available and can guarantee their workmanship.

Quantum carries the responsibility and liability for this collection as legal entity; Quantum Importing and Distribution Limited. PO Box 8044, Palmerston North 4412.


**FORMAT:** PLEASE NOTE: THIS TILE HAS HIGH COLOUR VARIATION - SEE NEXT PAGE FOR SWATCHES

62x125



For New Zealand stock lines, please contact our Customer Care team on 0800 525 585. To check the full range of available formats, colours and surfaces, please visit [www.qcg.nz](http://www.qcg.nz) and view the full range catalogue.

## COLOURS (GLOSS):



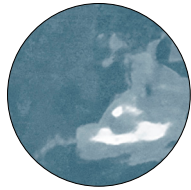
Graphite Gloss




Steel Gloss




Copper Gloss




Ocean Gloss



Aqua Gloss




Mint Gloss




Grey Gloss




Warm Gloss



White Gloss




Mustard Gloss




Emerald Gloss


## COLOURS (MATT):




Graphite Matt




Ocean Matt




Aqua Matt




Mint Matt




Grey Matt




Warm Matt



White Matt



Mustard Matt



Emerald Matt

PLEASE NOTE: THIS TILE HAS HIGH COLOUR VARIATION.

